



C2 R2 MAX

Version 02 – 03 April 2009


Z6E

WINDSCREEN WIPER






Remove the windscreen wiper mechanism from the motor (see photo opposite).



Remove the plastic cap on the axle, and remove the original clips (see photo opposite).




Z6E
Windscreen wiper




ZS
ELECTRICITY



Remove the standard axle by carefully pushing it, and replace it with the axle from the kit ([ref. 2](#)).




Put the new clip ([ref.3](#)) in place on the motor axle, like the original one.





Apply a small strip of silicon seal on the standard seal of the windscreen wiper motor cover ([ref. 1](#)), as shown in the photo opposite.



Clip the cover onto the motor, refit the mechanism and the assembly on the body.



Z6E
Windscreen wiper



ZS
ELECTRICITY